

FUT037 RGB LED Strip Controller FUT038 RGBW LED Strip Controller

Product Features



16 Millions of colors to choose



Brightness Dimming



2.4GHz RF, remote control
Control distance 30m



Support third party voice control
(2.4GHz gateway is needed)



Smart phone APP control
(WiFi Box or 2.4GHz gateway is needed)

Technical Parameters

Model No.: FUT037 / FUT038

Working Temperature: -20~60°C

Input voltage: DC12V-24V

RF: 2.4GHz

Output: Max. 6A/Channel

Control distance: 30m

Total output: Max. 10A

Output connection: Common anode

Mode list

M1. Fade in and fade out Here

different colors fade into each other

M2. Strobe white

Just white color flashes up

M3. RGBW fade in fade out

This program fades in and fades out the color red, green, blue and white one after another

M4. Color flash

In this program, red, green, blue, white yellow purple flashes to change

M5. Disco

Different colors strobe and flash to change

M6. Red color ramp up and flash

In this program, red color brightens from 0%-100% and shuts down, then flashes three times

M7. Green color ramp up and flash

In this program, green color brightens from 0%-100% and shuts down, then flashes three times

M8. Blue color ramp up and flash

In this program, blue color brightens from 0%-100% and shuts down, then flashes three times


M9. Color change+flash

Here several colors fade into each other and then flash randomly


Note: The colors can be dimming under any mode, the speed of any mode can be adjustable. For RGB LED strip light, the white is mixed from red, Green and blue, so the white is not pure.

Connection diagram

FUT037 RGB
Connection diagram



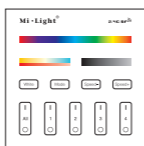
FUT038 RGBW
Connection diagram



Compatible Remote



B3 / T3



B4 / T4



FUT092



FUT095



FUT096

! NOTE:

Lighting can be working after linking with remote; for more details, pls read the remote instruction.

Attention:

1. Please check whether the input voltage of the constant voltage power supply is in accordance with the controller, and please check the connection of both the cathode and anode, otherwise the controller will be broken.
2. Please don't connect wires with power on. Please switch on again only when it is in right connection and no short circuit.
3. Please do not use the controller in the place with widely range metal area or strong electromagnetic wave nearby, otherwise, the remote distance will be seriously affected.



www.metanor.gr

Made in China

