

Dual White Remote Control

Model No.: FUT006 / FUT007

Thanks for your purchase!


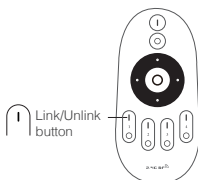
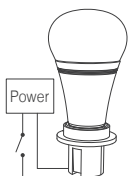
This manual describes three types of remote controls with same functions.


All the remotes can control the dual white (warm white to cool white) LED lights up to four different zones. It controls the intensity and color temperature in all groups.


In this manual, you will learn about:

- Basic functions of the remote controls:
- Linking new lights to the remote controls:
- Grouping multiple lights:


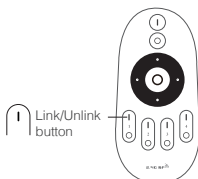
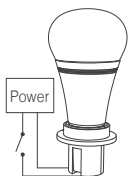
Linking Instructions





- 1 Switch off the light, after 10 seconds switch on again
- 2 When the light on, short press any zone of "  " **1 time** within 3 seconds
- 3 The light blink 3 times slowly means the linking is done successfully.

 If the light not blink slowly, the linking failed, Pls switch off the light again, and follow the above steps again.

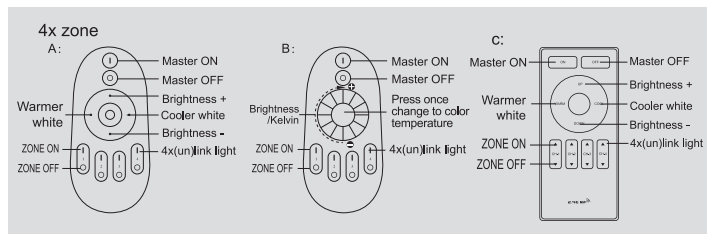
Unlinking Instructions



- 1 Switch off the light, after 10 seconds switch on again
- 2 When the light on, short press "  " **5 times** within 3 seconds
Unlinking must be the same zone with the Linking
- 3 The light blinking 10 times quickly, means the unlinking successfully.

 If the light not blink quickly, the unlink failed, pls switch off the light again, and follow the above steps to unlink again.

Basic control functions

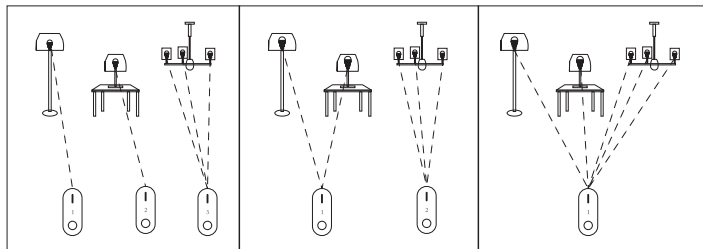


Tips

- To dim all dual white lights at once or change the color temperature, first press **'Master ON'**.
- To do this with individual lights, first press **'Zone ON'**. Secondly, set the adjustment for color temperature or brightness.
- To turn on the night light mode of a single (dual white) light, press and hold the **'Zone OFF'** from one of the 4 Zones.
- To turn on all the lights in night light mode, press and hold **'Master OFF'**.
- For remote control B, the default mode is to adjust the brightness, rotating the wheel from left to right, brightness up, from right to left, brightness down. Switching to adjusting the color temperature by pressing the middle button once, left to right, cooler, right to left, warmer.

Grouping of several dual white lights

You can add an endless numbers of lights to a zone on the 4 channel remote by linking the lights to different zones. This way you are completely flexible in creating different group combinations. Below you can see some grouping examples.



Good to know that one dual white light can connect with up to four different remote controllers, that is 16 unique zones!

We recommend using rechargeable batteries for the remote controls.

For that reason, we don't include ordinary batteries. We hope you appreciate our environmental friendly choices and they do not cause you any inconvenience.



Made in China